



# STAGE PLOT

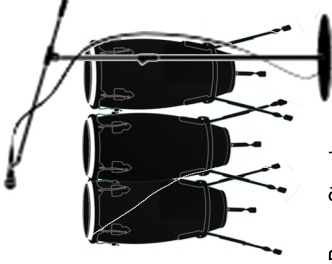
SHOW ADVANCE CONTACT  
**Michael (818) 784-0922**  
michael@caroff.com

## MONITORS

- AUX 1 Javany (vocal 1)
- AUX 2 Steven (vocal 2)
- AUX 3 Rick (bass)
- AUX 4 Lorenzo (congas)
- AUX 5 Michael (guitar)
- AUX 6 Chico (timbales)
- AUX 7 Sergio (drums)
- AUX 8 David (keys)

## INPUT LIST

- 1 Kick
- 2 Snare
- 3 Hi-Hat
- 4 Rack Tom 1
- 5 Rack Tom 2
- 6 Floor Tom
- 7 Overhead Drum Left
- 8 Overhead Drum Right
- 9 Congas Left 1
- 10 Congas Left 2
- 11 Congas Left 3
- 12 Bongos Right 1
- 13 Timbales 1
- 14 Timbales 2
- 15 Timbales 3
- 16 Keys Left Stereo
- 17 Keys Right Stereo
- 18 Bass
- 19 Electric Guitar 1
- 20 Acoustic Guitar 2
- 21 Guitar Synth
- 22 Guitar Multi
- 23 Vocals 1 - Bass
- 24 Vocals 2 - Congas
- 25 Vocals 3 - Lead 2
- 26 Vocals 4 - Lead 1
- 27 Intro Music (LOUD!)

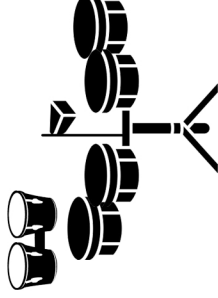


Mic | Vocal 4 - Boom Stand  
Mics | Congas Left 1, Left 2, Left 3  
Monitor - In-Ears




Drum Riser - 2 foot


Mics | Drum Kit  
Monitor - Floor Wedge



Mics | Bongos, Timbales 1, Timbales 2, Timbales 3  
Monitor - In-Ears



Mic | Vocal 3 - Boom Stand  
Monitor - In-Ears  
DI - Back of Bass Amp



Acoustic Guitar

Straight Mic Stand  
with NO clip

Stand MUST be held  
with sand bags

Mic - Guitar Amp  
Monitor - In-Ears  
DI - Acoustic Guitar with XLR out



Mic | Vocal 2 - Boom Stand, Wireless  
Monitor - In-Ears  
DI - Electric Guitar  
DI - Multi-Effects / Acoustic Guitar



Mic | Vocal 1 - Boom, Wireless  
Monitor - In-Ears



# Top View

Michael: (818) 784-0922

Rear of Stage

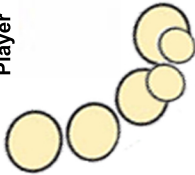
Drum Kit Riser  
at least  
8' wide x 8' deep  
approx. 2' high

(Direct in)  
Bass Amp

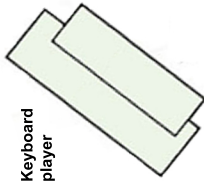
Conga player:



Timbale  
Player



(Stereo Direct in)  
Keyboard  
Amp



Keyboard  
player

Guitar Amp

Straight Mic Stand  
Direct Box w/ 1/4" Input  
Acoustic guitar

Guitar  
player

Guitar Pedal  
Board

Bass  
player

Vocal  
Mic

Monitor

Vocalist/  
Guitarist

Synth  
Guitar

Hand  
Percussion

Monitor

Vocalist

Vocal  
Mic

Hand  
Percussion

Monitor

Front of Stage



# Monitor List

**Questions? Call Michael: (818) 784-0922**

Player	What they want in . . . Stage Monitor							. . . In-Ear
Keyboard player	ALL Vocals							ALL Vocals, Kick, Snare, Hi-Hat, All Guitars EXCEPT main
Guitar player	N/A							ALL Vocals, Keys, ALL Guitars
Lead Vocalist 1	N/A							ALL Vocals, Keys, ALL Guitars
Lead Vocalist 2	N/A							ALL Vocals, guitar, keys, kick, hi-hat
Bass player	N/A							Everything
Timbale player	N/A							
Drummer	ALL Vocals	Guitar	Keys	Bass	ALL Drums	Congas		
Conga player	N/A							Everything



## **STAGE / EQUIPMENT SET UP**

- *When Savor is the only band*, the Stage and Sound System should be completely set-up and ready for sound check at least two (2) hours before the performance time.
- *When there are multiple bands*, build in enough time for bands to get on and off stage. Savor takes 15-20 minutes to setup their own instruments and be ready to play. The Sound Company will specify how much additional time they need.
- The Sound Company should receive the Stage Plot and Monitor List (included as separate documents) at least one week ahead of time.
- Savor needs the contact information (phone and email) for the Sound Engineer.
- Savor will need a room to change into their performance clothes. It should be as near to the stage as possible -- preferably right behind the stage.

## **PARKING AND LOAD-IN**

- Load in should be as close to the stage as possible; if it is a long way from the Load-in area to the stage, personnel should be provided to help transport the equipment.
- If Parking Passes are required, Savor will need eight (8) passes.
- If Backstage Passes are required, Savor will need at least ten (10) passes.
- If Tickets and/or Backstage Passes are needed, Savor's contact should receive them at least two (2) weeks prior to show date (as they will need to be distributed to the band members).

## **SELLING PRODUCT**

- Unless specifically detailed otherwise in the contract, Savor will sell their CDs at all shows. They will need a table and chair for the CD seller.

## **FOOD and BEVERAGES**

- At least 16 bottles of water
- If food will not be provided, inform Savor at least one week ahead of time.
- If food will be provided, please include at least one vegetarian, and one "non-red-meat" meal. (Chicken, Turkey, and Fish are fine.)

## **LODGING**

- If an overnight stay is involved, Savor will need eight (8) hotel rooms.





## About the Band

Savor was formed to honor the more than 50-year career of latin-rock legend Carlos Santana — from the raw power of the self-titled album issued in 1969 to the recent spate of hits with current stars.that makes Santana's music so well-loved.

The diverse background of Savor's rhythm section meshes perfectly when they play as a unit, which is why the complex interweaving of classic latin rhythms are so adroitly handled by this trio. Drummer Sergio Gonzalez's subtle, relentless groove meshes perfectly with the percussion team of Lorenzo Martinez (Congas, Bongos) and Chico Hernandez (Congas, Timbales).

Complementing the rhythm section is bassist Rick Thibodeau, whose soulful flavor rounds out the famous Santana groove, while the impressive range and power of vocalists Steven Elowe and Javany Martinez add fuel to the fire. Keyboardist David Jefferson captures the sound of each of the decades, from the bluesy organ style of Gregg Rolie to the later, jazzier flavor of Tom Coster and Chester Thompson.

Guitarist Michael Caroff delivers every trademark Santana lick, as well as the gritty tone and singing sustain that make the songs so memorable.

Together, Savor pays fitting tribute to the popular, timeless sound that makes Santana's music so well-loved.